Ritual S – 1

Step 1

Purify your working space or Temple with Water and consecrate with Fire.

Step 2

L.B.R.P. (For 1=10 and above, **B.R.H.** afterward)

Step 3

Adoration of the Lord of the Universe facing east:

"Holy art Thou, Lord of the Universe!
Holy art Thou, Whom nature hast not formed!
Holy art Thou, the Vast and Mighty One,
Ruler of the Light and the Darkness!"

Step 4

Prayer and Invocation of the Lord of the Universe:

"Oh Lord of the Universe, the Vast and Mighty One, ruler of the Light and the Darkness, I adore Thee and I invoke Thee. Look thou with favor upon me, your humble servant, who seeks to invoke your Divine Glory, your Holy Shekinah into this dying world, that your Light may transform us, change us into instruments of your peace, healing, and Light.

Step 5

Perform the Middle Pillar Ritual, vibrating each Divine Name seven times.

Standing in the center of your working space, facing east, perform the Kabalistic Cross.

Step 6

(Knock) **"In the name of <u>Aima Elohim</u>, and <u>Shekinah</u>, I Frater/Soror _____ of the Esoteric Order of the Golden Dawn do hereby declare this ritual for the empowering of the Holy Shekinah duly opened."**

Step 7

Move to your eastern altar, or the eastern part of your working area.
If you have attained 2=9 or above, draw the invoking pentagram of Air.
If you have not attained 2=9, draw a yellow Air triangle before you *(see end of lesson).*

"In the Divine Name of <u>Shaddai El Chai</u>, Almighty Living God, and in the sign of the head of the Man, I call upon the mighty archangel <u>Raphael</u>. Come thou forth, be thou present here with me, and aid and guard me in this work of art. Keep far removed the evil and the unbalanced air, and bring unto me peace of mind, clear thoughts, a clear focus on the Great Work. Keep my mind pure and my direction straight ahead toward the clear Light, remove from me the material inclination and grant me an even greater spiritual fervor."

If you have attained 2=9 or above, perform the grade sign, followed by the sign of silence. If you have not attained 2=9, bow to Raphael, and perform the sign of silence.

Step 8

Draw a white line along the outer circle of your working space, until you reach the south.

If you have attained 4=7 or above, draw the invoking pentagram of Fire.
If you have not attained 4=7, draw a red Fire triangle before you *(see end of lesson).*

"In the Divine name of <u>YHVH Tzabaoth</u>, and in the sign of the head of the Lion, I call upon the mighty archangel <u>Michael</u>. Come thou forth, be thou present here with me, and aid and guard me in this work of art. Keep far removed the evil and the unbalanced fire, and bring unto me an undaunted will, passion for the Great Work, and renewed motivation. Remove from me the material and lower passions and grant me the sacred passion for life, harmony and love expressed toward God, man, and the universe!"

If you have attained 4=7 or above, perform the grade sign, followed by the sign of silence. If you have not attained 4=7, bow to Michael, and perform the sign of silence.

Step 9

Draw a white line starting along the outer circle of your working space, until you reach the west.

If you have attained 3=8 or above, draw the invoking pentagram of Water.
If you have not attained 3=8, draw a blue Water triangle before you *(see end of lesson).*

"In the Divine name of Elohim Tzabaoth, and in the sign of the head of the Eagle, I call upon the mighty archangel Gabriel. Come thou forth, be thou present here with me, and aid and guard me in this work of art. Keep far removed the evil and the unbalanced water, and bring unto me Love and Understanding for all beings, Love for that divine spark within everyone. Love for those with whom I agree, and those with whom I disagree. Bring unto me peace in my heart, and perfect Love for the Lord of the Universe."

Step 10

Draw a white line starting along the outer circle of your working space, until you reach the north.

If you have attained 1=10 or above, draw the invoking pentagram of Earth.
If you have not attained 1=10, draw a russet, citrine and olive Earth triangle before you *(see end of lesson).*

"In the Divine name of Adonai Ha Aretz, Lord of Earth, and in the sign of the head of the Ox, I call upon the mighty archangel Auriel. Come thou forth, be thou present here with me, and aid and guard me in this work of art. Keep far removed the evil and the unbalanced earth, and bring unto me peace in my home, my family, abundance, prosperity and growth. Empower me with Divine Harmony and Peace of Mind, Heart and Will expressed in my life here in the material world."

Step 11

Draw a white line along the outer circle of your working space, until you reach the east. Perform the Sign of the Enterer and the Sign of Silence to seal the circle.

Step 12

Return to the central position in your working space, facing east.



“In the name of <u>YVHH</u>, <u>VHYH</u>, and <u>HYVH</u> I call upon the Divine essence and the highest powers of the natures of Gemini, Libra, and Aquarius. Come thou forth!”

(See the three come from the hand of Raphael as three small brilliant white stars forming a triangle over the central Altar, apex toward the west, if you visualize a clock there, the stars are at 10, 2, and 6)

Step 13



Pivoting clockwise, face south: **“In the name of <u>YHVH</u>, <u>HVYH</u>, and <u>VYHH</u> I call upon the Divine essence and the highest powers of the natures of Aries, Leo, and Sagittarius. Come thou forth!”**

(See the three come from the hand of Michael as three small brilliant white stars and join together into a triangle over the central Altar, apex in the east, at 12, 8 and 4 on the clock and making, with the triangle of air, a hexagram.)

Step 14



Pivoting clockwise, face west: **“In the name of <u>HVHY</u>, <u>VHHY</u>, and <u>HHYV</u>, I call upon the Divine essence and the highest powers of the natures of Cancer, Scorpio, and Pisces. Come thou forth!”**

(See the three come from the hand of Gabriel as three small brilliant white stars and join together into a triangle over the central Altar at 9, 5, and 1 on the clock).

Step 15



Pivoting clockwise, face north: **“In the name of <u>YHHV</u>, <u>HHVY</u>, and HYHV, I call upon the Divine essence and the highest powers of the natures of Taurus, Virgo, and Capricorn. Come thou forth!”**

(See the three come from the hand of Auriel as three small brilliant white stars and join together into a triangle over the central Altar at 7, 3, and 11 on the clock, completing the circle and forming a crown of 12 stars).

Step 16

Visualize before you the Queen of Heaven. She stands east of your central Altar facing you. See her, at first, as the faintest image of a woman of scintillating light blue light. As you call upon her from the deepest place in your heart, she becomes clearer, and she appears as she does to you personally.

Whisper the following, slowly, as if you were speaking on her behalf, and hearing her speaking these words to you.

“I am She… The Restored Eden, The Supernal Mother, The Second Eve. I am the new heaven and the new earth for the first heaven and the first earth are passed away;

I am the Holy City, New Jerusalem, coming down from God out of heaven, prepared as a bride adorned for her husband.

I am She the Glory of the Light in all the world. I am She who fights not, and is always victorious. I am lifted up on high, and I do draw men unto me, I am the worlds' desire, but few there be who find me. When my secret is told, it is the greatest secret of the Light.

I am She and from my life are fed all showers and suns, all moons that wax and wane, all stars and streams, the living and the dead, the mystery of pleasure and of pain.

I am the flame and fueler of thy breath. I am thy queen enraptured and possessed. I am the star of God upon thy brow.”

If you have additional prayers to the Holy Shekinah, it is highly recommended that you use them at this time.

Step 17

Now pick up the crown of 12 stars you have created upon your altar, and lift it in your hands, and offer it to your Mother. See her receive the crown and place it upon her head.

See, now, to the best of your ability, 6 smaller stars forming around each of the 12 stars of her crown.



See these smaller stars move away from the 12 larger stars. See them move to the perimeter of the circle of your temple or working space.

See and feel these 72 angelic presences around you, each of them connected to each other by their hands and the tip of their wings. See the symbols of the 4 kerubs strongly around you in the four cardinal directions.

See and hear Shekinah and all of the angels and archangels together, and let the Divine Spirit of peace and love, of harmony and understanding descend from on high, through the center of the crown of the Queen of Heaven. See this light descend into her heart, pouring out to you and all the angels around you. Know that this harmony and love is now descending into all the world, all the nations, all the people both common and those in power, even as it is descending into you and into the Esoteric Order of the Golden Dawn.

Join the angels and their Queen in a song of infinite gratitude, and adoration to the Lord of the Universe:

“Kadosh, Kadosh, Kadosh… Kadosh, Kadosh, Kadosh… Adonai Elohim Tzabaoth… Adonai Elohim Tzabaoth…”

Step 18

If the space you performed this ritual in will be used for any other purpose, close with the LBRP and BRH. If you can dedicate a space to this work, simply close with the sign of silence, and return later.

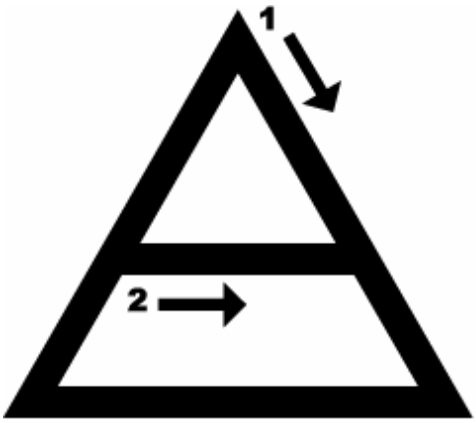

Invoking Air Triangle
Color: Yellow

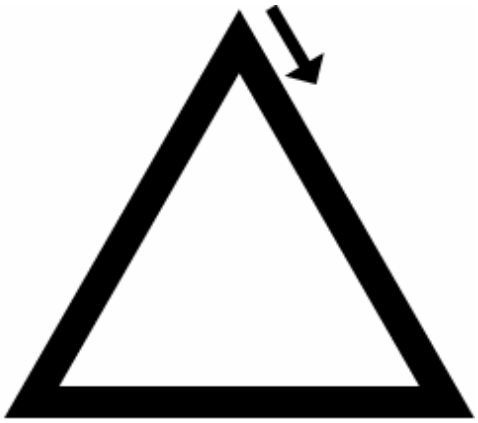

Invoking Fire Triangle
Color: Red

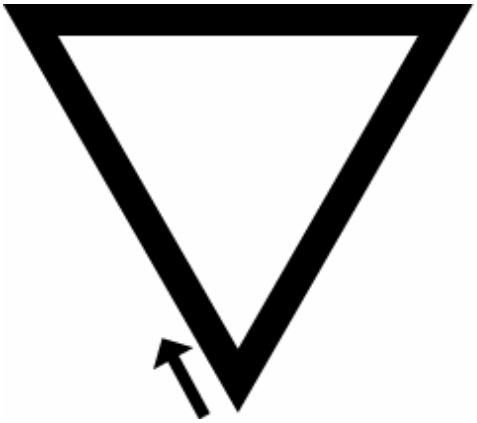

Invoking Water Triangle
Color: Blue

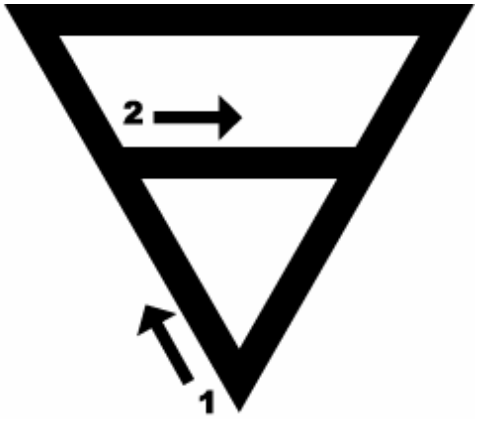

Invoking Earth Triangle
Color: Russet